



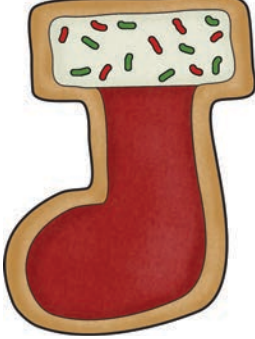


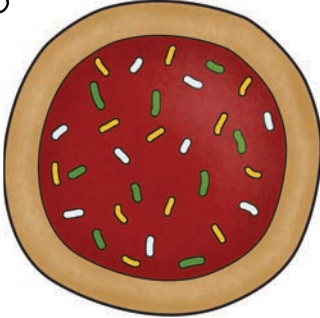


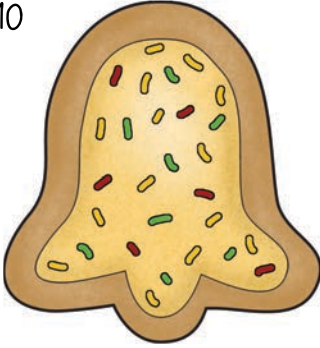



**This printable is not to be shared - even if you got it for free. This is your personal copy.**

© Copyright 2017 Tara Mitchell. All rights reserved.  
The pictures used in this printable were purchased from **Educlips** and **Scrappin Doodles**. They are copyrighted by the original owner.

You may copy the pages in this pack for **PERSONAL** and **SINGLE CLASSROOM** use only.

Look at each card. Write the answer to each math fact in the boxes below.





1	2	3	4
5	6	7	8
	9	10	
	11	12	
	13	14	

<p>1</p>  <p><math>14 + 13 =</math></p>	<p>2</p>  <p><math>26 + 10 =</math></p>	<p>3</p>  <p><math>33 + 5 =</math></p>	<p>4</p>  <p><math>21 + 18 =</math></p>
<p>5</p>  <p><math>29 + 10 =</math></p>	<p>6</p>  <p><math>14 + 14 =</math></p>	<p>7</p>  <p><math>20 + 20 =</math></p>	<p>8</p>  <p><math>16 + 11 =</math></p>
<p>9</p>  <p><math>22 + 17 =</math></p>	<p>10</p>  <p><math>15 + 13 =</math></p>	<p>11</p>  <p><math>30 + 10 =</math></p>	<p>12</p>  <p><math>23 + 14 =</math></p>
<p>13</p>  <p><math>18 + 11 =</math></p>	<p>14</p>  <p><math>17 + 12 =</math></p>		


Look at each card. Write the correct verb in the boxes below.













1	2	3	4
5	6	7	8
9	10	11	12



<p>1</p> <p>She (eat, eats) three cookies.</p> 	<p>2</p> <p>I (work, works) hard making lots of cookies.</p> 	<p>3</p> <p>I am a baker. I (bake, bakes) cakes and cookies.</p> 	<p>4</p> <p>How many cookies can you (cook, cooks)?</p> 
<p>5</p> <p>Does she (like, likes) red icing on her cookies?</p> 	<p>6</p> <p>I (ice, ices) cookies in lots of colors.</p> 	<p>7</p> <p>Tom (go, goes) to the store for more butter.</p> 	<p>8</p> <p>My brother (help, helps) me make cookies.</p> 
<p>9</p> <p>Don't (play, plays) near the oven.</p> 	<p>10</p> <p>My dad (cook, cooks) dinner before dessert.</p> 	<p>11</p> <p>Santa (like, likes) chocolate chip cookies.</p> 	<p>12</p> <p>They (love, loves) sprinkles on their cookies.</p> 

Look at each card. Pick the word that comes first in ABC order.

1	2	3	4
5	6	7	8
9	10		
11	12		
13	14		

<p>1</p>  <p>Santa Claus elf</p>	<p>2</p>  <p>list jolly gift</p>	<p>3</p>  <p>North pole tree</p>	<p>4</p>  <p>bow reindeer angel</p>
<p>5</p>  <p>tree cookie gingerbread</p>	<p>6</p>  <p>present star bells</p>	<p>7</p>  <p>holly wreath mistletoe</p>	<p>8</p>  <p>lights present cookies</p>
<p>9</p>  <p>kids family gift</p>	<p>10</p>  <p>trees holly ornament</p>	<p>11</p>  <p>bells joy star</p>	<p>12</p>  <p>decorations carols stocking</p>
<p>13</p>  <p>tree elf reindeer</p>	<p>14</p>  <p>candy cane jolly merry</p>		

Look at each card. Write the number in the boxes below.

1	2	3	4
5	6	7	8
9	10		
11	12		
13	14		

1  fifty-four	2  eighty-nine	3  thirty-three	4  seventy
5  ninety-five	6  forty-two	7  eighty-four	8  sixty-three
9  twenty-two	10  seventy-one	11  forty-eight	12  ninety-three
13  fifty-four	14  sixty-eight		