

## Important Notes about Shapes Worksheet Packet:

Thank you so much for downloading this themed packet from [The Homeschool Classroom](http://www.hsclassroom.net) (www.hsclassroom.net). You are free to use it in your own home, as well as in a group, classroom, or co-op setting.

### **In downloading this themed worksheet set, you must abide by these terms:**









- ⇒ You may download this printable set to your hard drive. You may use this themed packet with your own children or in a group or classroom setting. You may not, however, mass produce any of the worksheets or the packet as a whole.
- ⇒ You must not remove the copyright notice and website address of The Homeschool Classroom at the bottom of the worksheets.
- ⇒ You may not alter the worksheet or printable items in any way.
- ⇒ Please do not share this file with anyone else. Instead, refer them to the original post on The Homeschool Classroom so they can save their own copy.
- ⇒ You may not sell or profit from any worksheet in this set from The Homeschool Classroom in any way.
- ⇒ You may not host this file on your own site or any type of file-sharing site such as Yahoo Groups.

If you have any questions about the use of this worksheet set, [please contact Angie Kauffman](#).

If you are not already a regular reader of The Homeschool Classroom, please consider [subscribing by email to either daily emails](#) (no more than once a day, but not actually every single day) or to the [weekly newsletter](#).


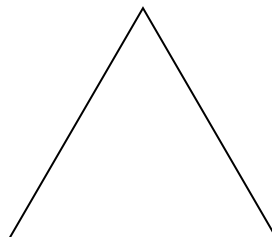



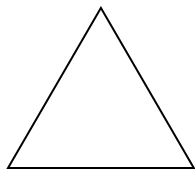
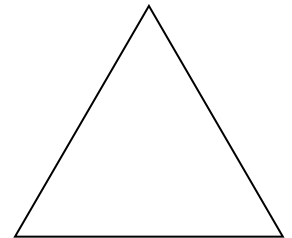





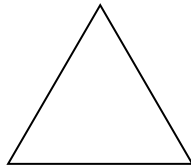
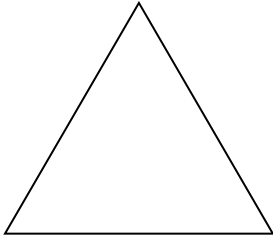



# Shape Match

Draw a line between  
the same shapes.



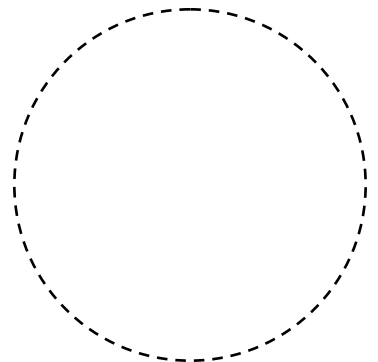
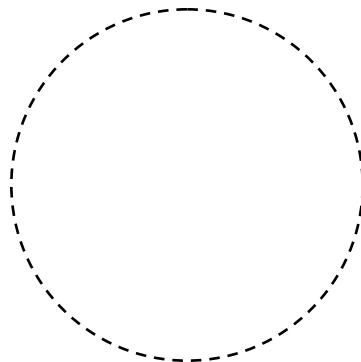
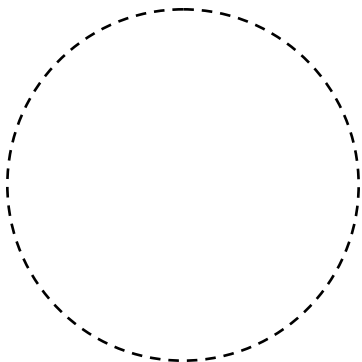



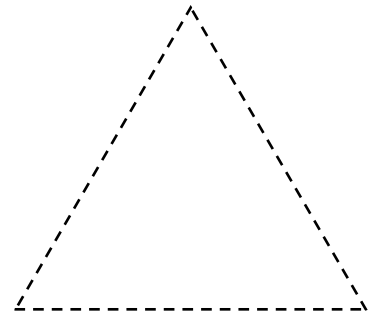
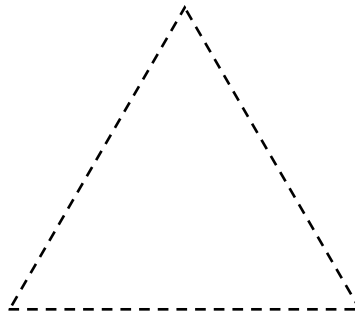
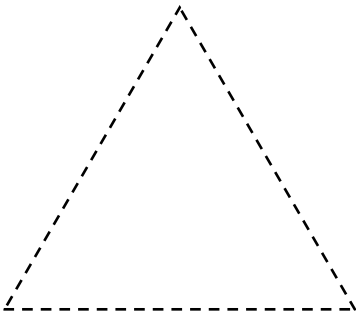



# Shape Find

Color the Shapes.














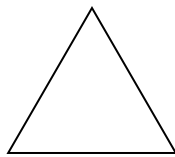

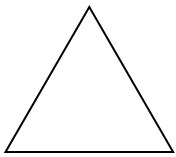

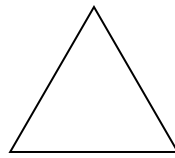


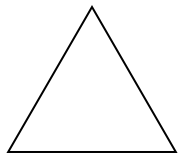

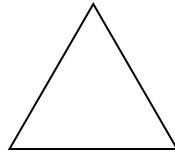

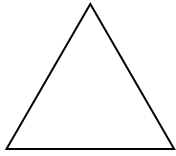

# Shape Tracing

Practice tracing each shape.




# Shape Patterns

Finish the pattern on each line.




# Shape Names


Practice writing the name of each shape.




square



triangle



rectangle



circle